

Math 1303 Practice Exam 2

Evaluate the following limits:

$$\lim_{x \rightarrow 0} \frac{x-3}{x^2+1} = \frac{-3}{1} = \underline{\underline{-3}}$$

$$\lim_{x \rightarrow 2} \frac{2-x}{x^2} = \frac{0}{4} = \underline{\underline{0}}$$

$$\lim_{x \rightarrow 1} \frac{x^2-5x+6}{x-2} = \frac{2}{-1} = \underline{\underline{-2}}$$

$$\lim_{x \rightarrow 2} \frac{x-5x+6}{x-2} = \left[\frac{0}{0} \right] = \lim_{x \rightarrow 2} \frac{(x-3)\cancel{(x-2)}}{\cancel{(x-2)}} = \lim_{x \rightarrow 2} x-3 = 2-3 = \underline{\underline{-1}}$$

$$\lim_{x \rightarrow 3} \frac{x^2-9}{x-3} = \left[\frac{0}{0} \right] = \lim_{x \rightarrow 3} \frac{(x+3)\cancel{(x-3)}}{\cancel{(x-3)}} = \underline{\underline{6}}$$

$$\lim_{x \rightarrow 4} \frac{x^2-16}{x^2-x-12} = \left[\frac{0}{0} \right] = \lim_{x \rightarrow 4} \frac{(x+4)\cancel{(x-4)}}{\cancel{(x-4)}(x+3)} = \underline{\underline{\frac{8}{7}}}$$

$$\lim_{x \rightarrow \infty} \frac{2-x}{x^2+9} = 0$$

$$\lim_{x \rightarrow \infty} \frac{3x^2-2x+7}{3-2x^2} = \frac{3}{-2} = \underline{\underline{-\frac{3}{2}}}$$

$$\lim_{x \rightarrow -\infty} \frac{2+3x^3}{x^2+x+1} = \text{undefined}$$

Let $f(x) = \begin{cases} x^2 & \text{for } x > 0 \\ 1 & \text{for } x = 0 \\ 3x-1 & \text{for } x < 0 \end{cases}$ Find the limits

$$\lim_{x \rightarrow -\infty} f(x) = \lim_{x \rightarrow -\infty} 3x-1 = \underline{\underline{-\infty}}$$

$$\lim_{x \rightarrow 0^-} f(x) = \lim_{x \rightarrow 0^-} 3x-1 = \underline{\underline{-1}}$$

$$\lim_{x \rightarrow 0^+} f(x) = \lim_{x \rightarrow 0^+} x^2 = \underline{\underline{0}}$$

$$\lim_{x \rightarrow 0} f(x) = \underline{\underline{\text{undefined}}}$$

Let $f(x) = \begin{cases} 2x-5, & x < 2 \\ -x, & x \geq 2 \end{cases}$ Is $f(x)$ continuous at $x=0$? How about at $x=2$?

at $x=0$: (1) $f(0) = -5$

(2) $\lim_{x \rightarrow 0} f(x) = \lim_{x \rightarrow 0} 2x-5 = -5$

(3) (1) = (2) ✓

So YES

at $x=2$: (1) $f(2) = -2$

(2) $\lim_{x \rightarrow 2^+} f(x) = -2$, $\lim_{x \rightarrow 2^-} f(x) = -1$ so

$\lim_{x \rightarrow 2} f(x)$ d.n.e

So No

Let $f(x) = \begin{cases} \frac{x^2-9}{x-3} & \text{if } x \neq 3 \\ 6 & \text{if } x = 3 \end{cases}$ Is $f(x)$ continuous at $x=0$? How about at $x=3$?

at $x=0$: $f(0) = \frac{-9}{-3} = 3$

$\lim_{x \rightarrow 0} f(x) = 3$

So YES

at $x=3$: $f(3) = 6$

$\lim_{x \rightarrow 3} \frac{x^2-9}{x-3} = \lim_{x \rightarrow 3} \frac{(x+3)(x-3)}{(x-3)} = 6$

They match, so YES

Let $f(x) = \begin{cases} x^2 - 1 & \text{if } x \leq 2 \\ kx & \text{if } x > 2 \end{cases}$ Find the value of k so that $f(x)$ is continuous at $x=2$?

(1) $f(2) = 4 - 1 = 3$

(2) $\lim_{x \rightarrow 2} f(x) = 3$

(3) (1) = (2) if $k = 3/2$ then f is contin. at $x=2$

$\lim_{x \rightarrow 2^+} f(x) = 3$

because

$\lim_{x \rightarrow 2^+} f(x) = 2k$

so $3 = 2k$ for $\lim_{x \rightarrow 2} f(x)$ to exist

$\Rightarrow k = 3/2$

Using the definition of the derivative, find

$f'(x)$ if $f(x) = -x^2 + 5x + 2$. Then find the equation of the tangent line to $f(x)$ at $x=3$

$f'(x) = \lim_{h \rightarrow 0} \frac{f(x+h) - f(x)}{h} = \lim_{h \rightarrow 0} \frac{-(x+h)^2 + 5(x+h) + 2 - (-x^2 + 5x + 2)}{h}$

$= \lim_{h \rightarrow 0} \frac{-x^2 - 2xh - h^2 + 5x + 5h + 2 - (-x^2 + 5x + 2)}{h}$

$= \lim_{h \rightarrow 0} \frac{-2xh - h^2 + 5h}{h} = \lim_{h \rightarrow 0} \frac{h(-2x - h + 5)}{h} = -2x + 5$

So at $x=3$, $f'(3) = -1 \Rightarrow$ tangent line $y - f(3) = -1(x-3)$

$f'(x)$ if $f(x) = x^2 - 6x + 3$. Then find the equation of the tangent to $f(x)$ at $x = 2$

similar to above

The Consumer Price Index (CPI) of an economy is described by the function $I(t) = 200 + 3t - 0.4t^2$, where t is time in years and $t = 0$ corresponds to the year 2000.

a) Find the average change in the CPI from 2001 to 2003.

$$\frac{I(3) - I(1)}{3 - 1} = \underline{\underline{\quad}} \quad (\text{work out the numbers with calculator})$$

b) Find the instantaneous rate of change in the CPI with respect to time in 2005. Interpret your result.

$$I'(t) = 3 - 0.8t \quad \text{so at } t=5: I'(5) = 3 - 4.0 = \underline{\underline{-1}}$$

The analysis of the daily output of a factory assembly line shows that about $H(t) = 60t + t^2 - t^3$ units are produced after t hours of work, $0 \leq t \leq 8$.

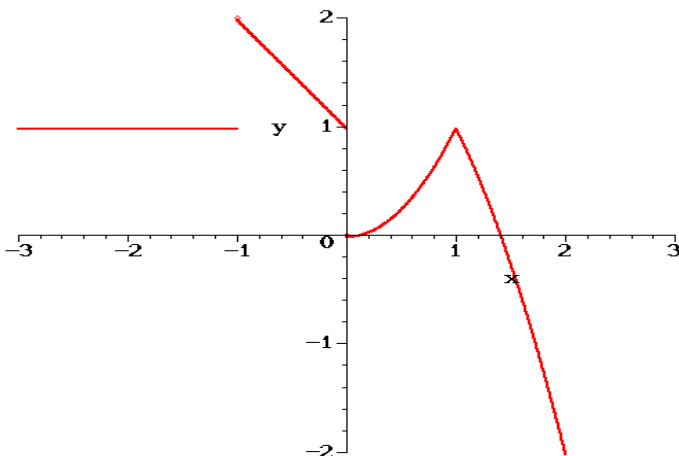
a) Find the average change in production as t changes from 3 to 5 hours.

$$\frac{H(5) - H(3)}{5 - 3} = \underline{\underline{\quad}} \quad (\text{work out the numbers})$$

b) Find the instantaneous rate of change of production when $t = 4$ hours.

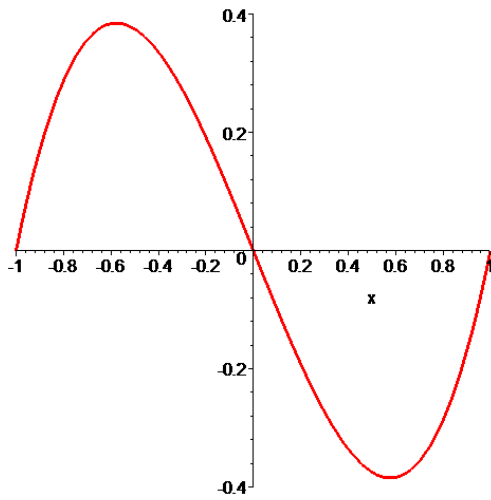
$$H'(t) = 60 + 2t - 3t^2 \Rightarrow H'(4) = 60 + 8 - 48 = \underline{\underline{20}}$$

The picture below shows the graph of a certain function. Based on that graph, answer the following questions (if a quantity does not exist, please say so):



- a) $\lim_{x \rightarrow 0} f(x)$ d.n.e.
- b) $\lim_{x \rightarrow 1} f(x) = 1$
- c) $\lim_{x \rightarrow 1^-} f(x) = -1$
- d) $\lim_{x \rightarrow -\infty} f(x) = -1$
- e) Is f continuous at $x = 0$? NO
- f) Is f continuous at $x = 1$? YES
- g) Is f differentiable at $x = 0$? NO
- h) Is f differentiable at $x = 1$? NO

Consider the graph shown below and answer the following questions:



$f'(0.55)$ (first derivative) 0

$f''(0.55)$ (second derivative) pos

$f'(0)$ (first derivative) neg.

$f''(0)$ (second derivative) ≈ 0

f is **decreasing** on the interval(s): $(-0.55, 0.55)$

f is **concave down** on the interval(s): $(-1, 0)$

Differentiate and simplify

$$y = -3x^5 - 13$$

$$y' = \underline{\underline{-15x^4}}$$

$$f(t) = \frac{4}{t} + \frac{t}{4} + \sqrt[5]{t^2} + 5e^x - \ln(\pi) = 4t^{-1} + \frac{1}{4}t + t^{2/5} + 5e^x - \ln(\pi)$$

$$f'(t) = -4t^{-2} + \frac{1}{4} + \frac{2}{5}t^{-3/5} + 5e^x - 0$$

$$y = 6x^5 - 9\ln(x) - \frac{2}{x^3}$$

$$y' = \underline{\underline{30x^4 - \frac{9}{x} + 6x^{-4}}}$$

$$f(q) = 8e^q + 6\sqrt[3]{q} + 21$$

$$f'(q) = \underline{\underline{8e^q + 6 \cdot \frac{1}{3} q^{-2/3}}}$$

$$y = 6e^x - 3x^5 - 13$$

$$y' = \underline{\underline{6e^x - 15x^4}}$$

$$f(t) = 4\ln t + \sqrt[5]{t^2} + 5e^\pi$$

$$f'(t) = \underline{\underline{\frac{4}{t} + \frac{2}{5}t^{-3/5} + 0}}$$

Consider the function $y = 2x^3 + 3x^2 - 12x - 3$. Identify all critical points. State the intervals over which the graph is increasing, decreasing. Identify any absolute or relative extrema.

$$y' = 6x^2 + 6x - 12 = 6(x^2 + x - 2) = 6(x+2)(x-1) = 0 \Rightarrow \text{critical points are } x = -2, x = 1$$

	I	-2	II	1	III
f'	+		-		+
f	↗		↘		↗

increasing on I and III or $(-\infty, -2) \cup (1, \infty)$
 decreasing on II or $(-2, 1)$

$x = -2$ is max, $x = 1$ is min

Do the same for $y = x^3 - 9x^2 + 15x - 4$. Then do the same for $y = 2x^4 - 4x^3$ as well as for $y = 4x - e^x$

no mins but same idea

Investigate concavity, i.e. intervals where f is concave up or down and inflection points if any, of

a) $f(x) = x^3 + x^2 - 5x - 5$

$$f'(x) = 3x^2 + 2x - 5$$

$$f''(x) = 6x + 2 = 0 \Rightarrow x = -\frac{1}{3} \text{ possible inflection point.}$$

		$-\frac{1}{3}$	
f''	-		+
f	∩		∪

concave up on $(-\frac{1}{3}, \infty)$
 concave down on $(-\infty, -\frac{1}{3})$
 $x = -\frac{1}{3}$ is inf. point

b) $f(x) = 12 + 2x^2 - x^4$

similar

Carefully sketch the graph of $y = 2x^3 + 3x^2 - 12x - 3$. Identify all critical points and points of inflection. State the intervals over which the graph is increasing, decreasing, concave up and concave down. Identify any absolute or relative extrema as well as any inflection points.

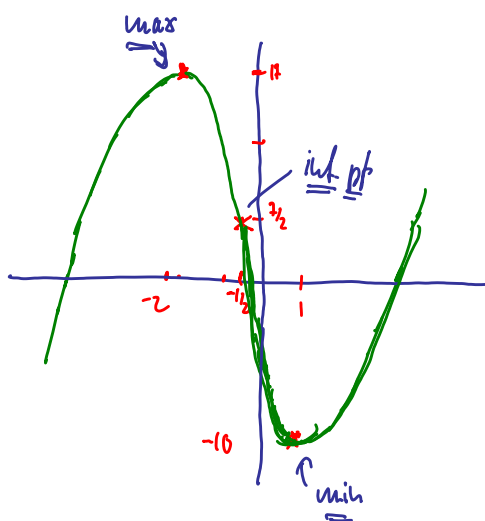
$$f'(x) = 6x^2 + 6x - 12 = 6(x^2 + x - 2) = 6(x+2)(x-1) = 0 \Rightarrow \underline{x = -2, 1 \text{ are critical}}$$

$$f''(x) = 12x + 6 = 0 \Rightarrow \underline{x = -\frac{1}{2} \text{ is possible inf. point.}}$$

	-2	-1/2	1	
f'	+	-	-	+
f''	-	-	+	+

$$f(1) = -10, f(-2) = 17, f(-\frac{1}{2}) = \frac{3}{2}$$

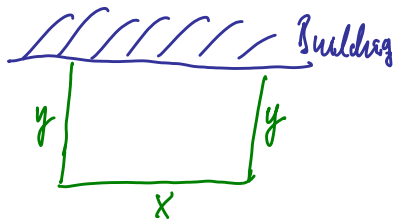
$$f(0) = -3 \text{ } (y\text{-intercept})$$



Do the same for the graph of $y = x^3 - 9x^2 + 15x - 4$ as well as for $y = 2x^4 - 4x^3$.

Similar

To provide security, a manager plans to fence in a 10,800 square feet rectangular storage area adjacent to a building. The fence parallel to the building costs \$3 per foot, the other two sides cost \$2 per foot. Find the length and width of the dimensions that minimize the cost of fence.



$$\text{Cost: } 3x + 2(2y) = 3x + 4y$$

$$\text{Area: } 10800 = xy \Rightarrow y = \frac{10800}{x}$$

$$\Rightarrow C(x) = 3x + \frac{43200}{x} \Rightarrow C'(x) = 3 - \frac{43200}{x^2} = 0$$

$$\Rightarrow x^2 = 14400 \Rightarrow x = \underline{120} \text{ critical}$$

	no	
C'	-	+
C''	↘	↗

$$\Rightarrow \underline{x = 120} \text{ gives } \underline{\text{min cost}}$$

$$\Rightarrow \underline{y = \frac{10800}{120} = 90}$$

A supermarket manager wants to establish an inventory policy for frozen orange juice. He finds that his inventory costs each month are $C(x) = \frac{360000}{x} + 4x$ dollars, where x is the number of cases of orange juice. How many cases should he order each month to minimize his inventory costs?

$$C'(x) = -\frac{360000}{x^2} + 4 = 0 \Rightarrow x^2 = 90000 \Rightarrow \underline{x = 300}$$

		200
C'	-	+
C	y	n

thus $x = 300$ gives min. cost

The analysis of the daily output of a factory assembly line shows that about $H(t) = 60t + t^2 - t^3$ units are produced after t hours of work. The factory currently operates 4 hours a day but management is thinking about operating it a little longer. Would the output increase or decrease?

$$H'(t) = 60 + 2t - 3t^2 \Rightarrow H'(4) = 60 + 8 - 48 = \underline{20}$$

$H'(4) > 0$ so increasing hours of operation will increase output

The Consumer Price Index (CPI) of an economy is described by the function $I(t) = 200 + 3t - 0.4t^2$, where t is time in years and $t = 0$ corresponds to the year 2004. Will the CPI increase in 2010?

$$I'(t) = 3 - 0.8t \Rightarrow \begin{matrix} t=0 & & t=6 \\ & & \underline{\underline{6}} \end{matrix}$$

$$I'(6) = 3 - 4.8 = \underline{\underline{-1.8}}$$

CPI will decrease

Suppose the cost function of making q throw rugs is $C = 4q^2 - 2\sqrt{q^3} + 4400$. Find the marginal cost function as well as the marginal cost for $q = 3$. What does that mean? Find the fixed cost. What does that mean?

$$\underline{C'(q) = 8q - 3q^{1/2}}$$

$$\underline{C(0) = 4400 \text{ is fixed cost}}$$

$$\underline{C'(3) = 19.9 > 0}$$

If production is increased from a level $q = 3$ cost would go up.

Suppose the cost for producing q items is $C(q) = 6q^3 - 320q + 1700$. Find the marginal cost function as well as the marginal cost for $q = 2$. What does that mean? Find the fixed cost. What does *that* mean?

$$\underline{C'(q) = 18q^2 - 320} \text{ is } \underline{\text{marginal cost}}$$

$$\underline{C(0) = 1700} \text{ is } \underline{\text{fixed cost}}$$

$$C'(2) = 18 \cdot 4 - 320 < 0$$

\Rightarrow if production was increased from level $q=2$
the cost would go down.